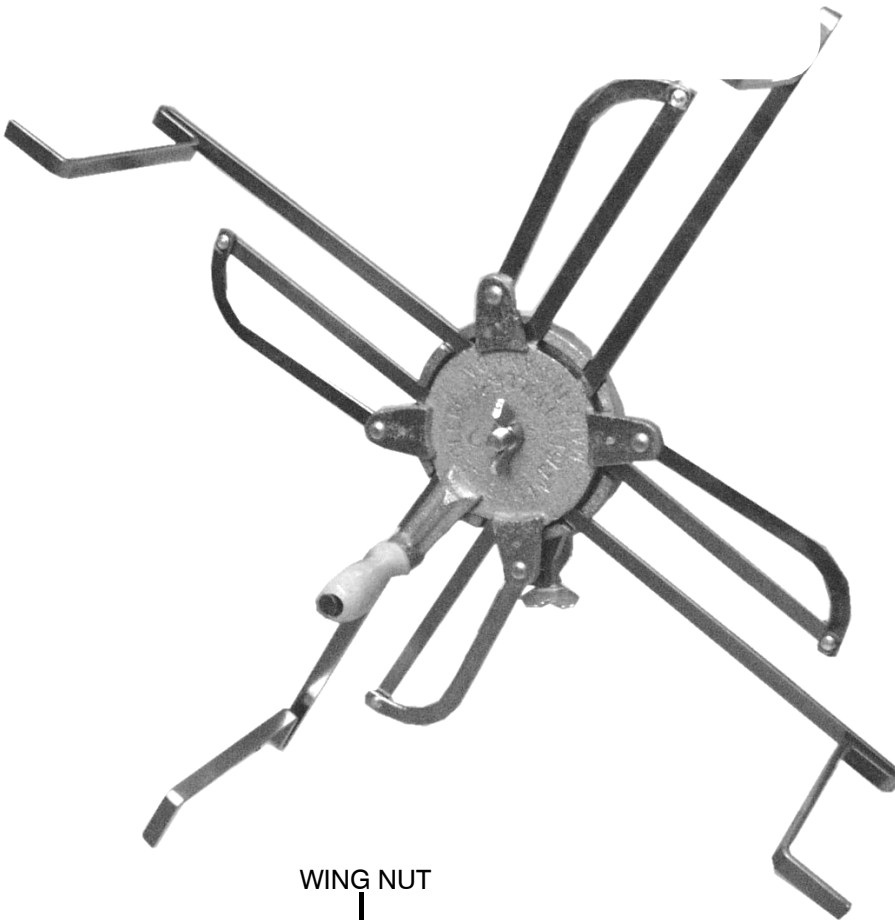


METAL SKEIN WINDER

Leclerc Looms

Since 1876





Skein winders are packed in an almost-closed position with the wing nut hand-tightened.

Unscrew the wing nut 1½ turns (the bolt has been stripped on purpose)

Pull out 2 opposite arms at the same time until you have desired size.

Screw the wing nut back in.



Occasionally, a few drops of oil can be put in this hole.