

PENELOPE NEW PAWLS TEST


Leclerc Looms

Since 1876





PARTS LIST:

- 1 Wood piece with pawl
- 1 Pawl
- 1 3/4" round head screw #12
- 2 1 1/2" flat head screw #8



Remove the old pawls of both beams.
Affix a new pawl to the bottom beam
with a round-head 3/4" screw #12.
Make sure the pawl fits perfectly inside
the teeth.
Make pre-drilled holes using an 1/8"
drill.



Affix the wood piece with pawl to the
right post with the 2 flat head 1 1/2"
screws #8.
Make pre-drilled holes using a 3/16"
drill.